

Demographics

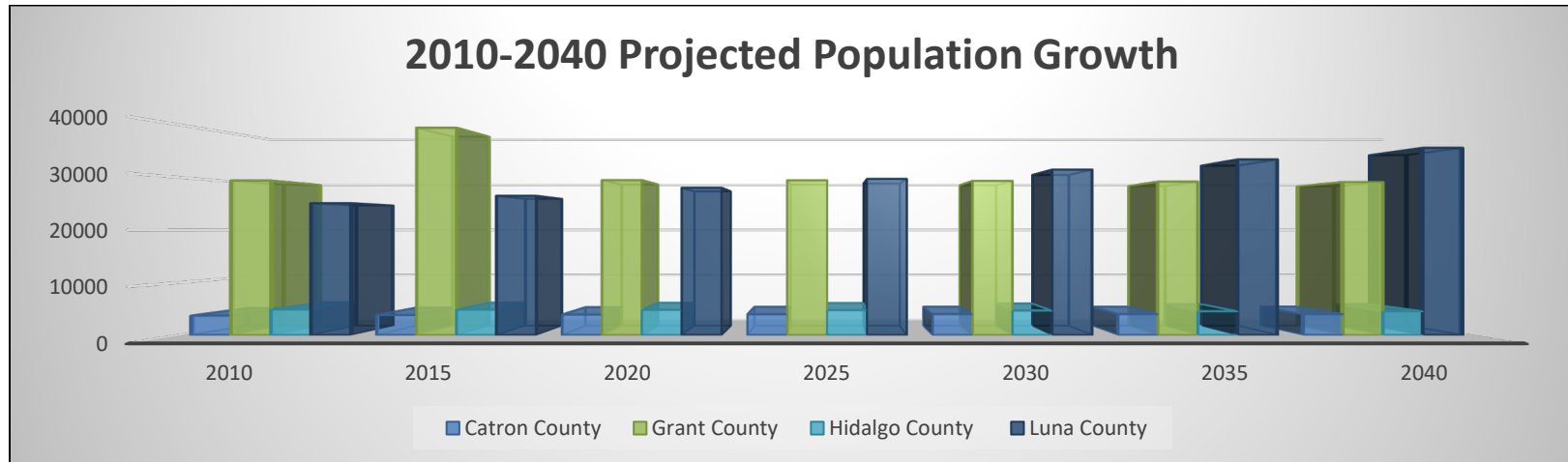
3,539
Catron County
Population

28,601
Grant County
Population

4,371
Hidalgo County
Population

24,264
Luna County
Population

*Source: 2018 American Community Survey. www.data.census.gov.



*Source: University of New Mexico, Bureau of Business and Economic Research

22.9%
Catron County
Poverty Rate

21.8%
Grant County
Poverty Rate

28.1%
Hidalgo County
Poverty Rate

30.2%
Luna County
Poverty Rate

*Source: 2018 American Community Survey. www.data.census.gov

5.8%

Catron County
Unemployment
Rate

8.7%

Grant County
Unemployment
Rate

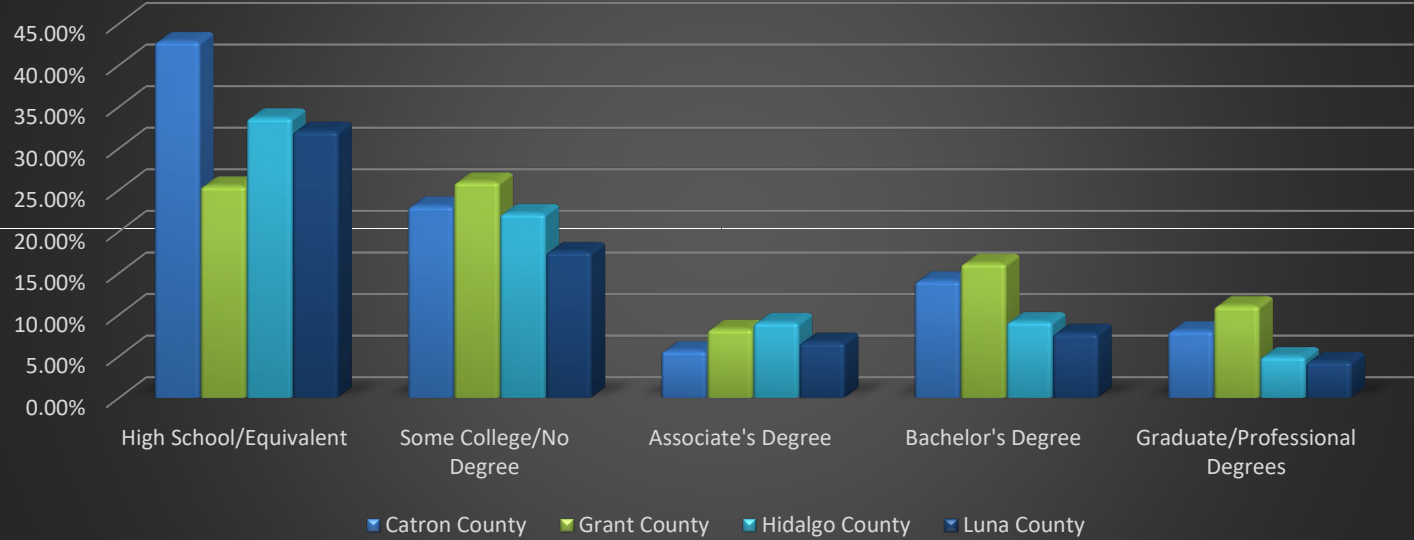
4.3%

Hidalgo County
Unemployment
Rate

13.6%

Luna County
Unemployment
Rate

Educational Attainment




*Source: 2018 American Community Survey. www.data.census.gov



*Source: www.dws.state.nm, May 2020 Freeport McMoRan Chino Operations

Weekly Wage



*Source: www.dws.state.nm, May 2020

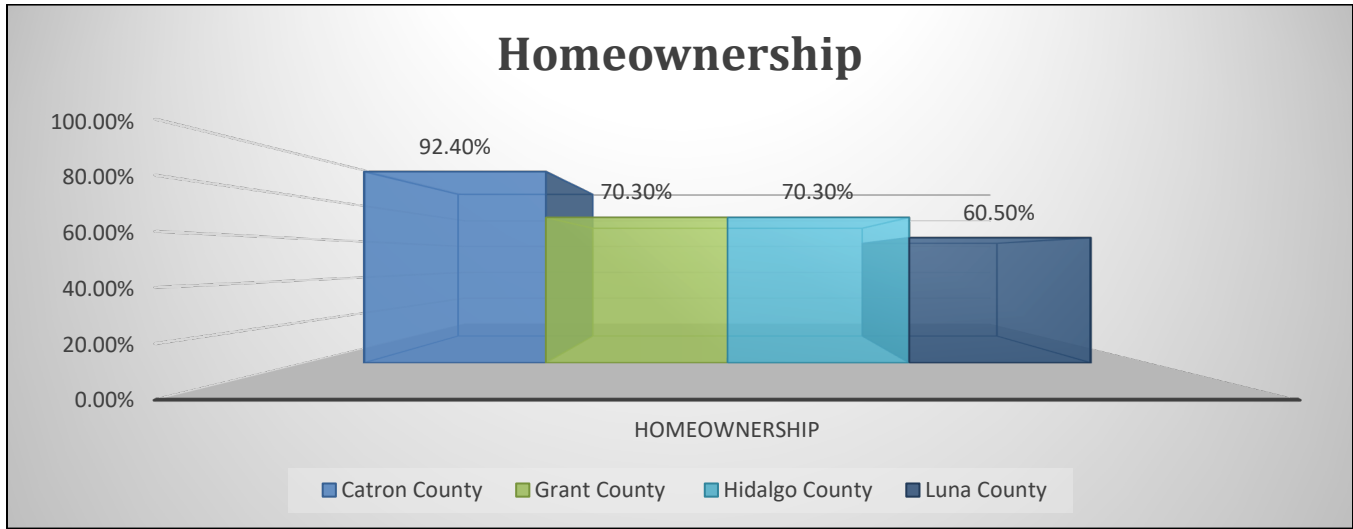
3,893
Catron County
Housing Units

15,013
Grant County
Housing Units

2,446
Hidalgo County
Housing Units

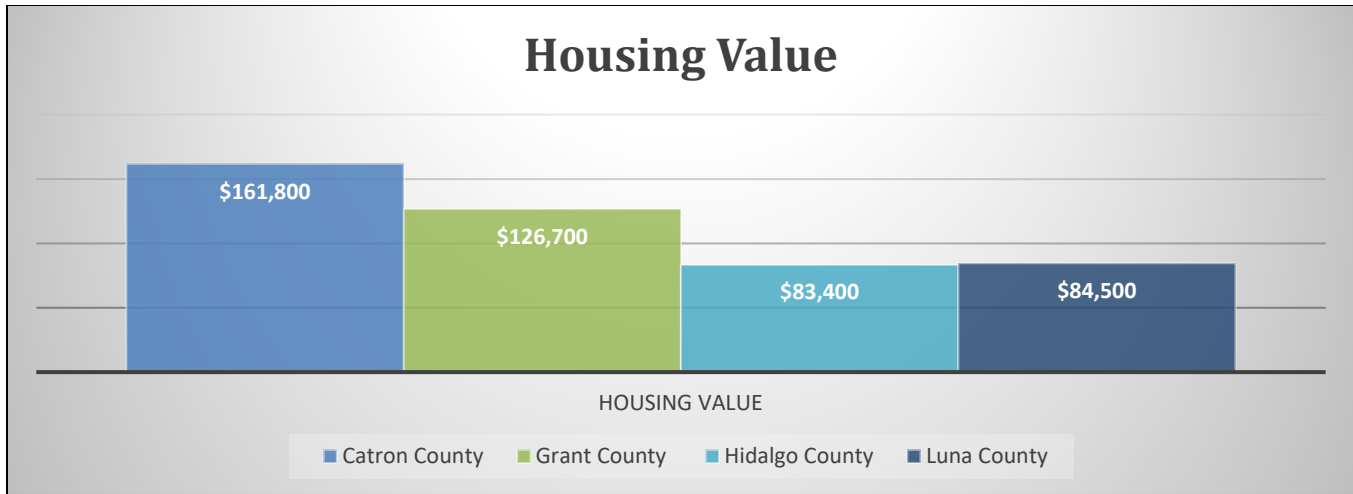
11,240
Luna County
Housing Units

\$1,150
Catron County
Renters Cost



\$689
Grant County
Renters Cost

\$477
Hidalgo County
Renters Cost



\$531
Luna County
Renters Cost

*Source: 2018 American Community Survey. www.data.census.gov